

Model : ATZ HUC04

Description: 4K HDMI to USB3.0 Video Capture Device (HDMI Input support 4K/30HZ, USB Output Support 1080P/30HZ)



The video capture can capture both HDMI video and HDMI audio, sending audio and video signals to computers and smart phones for preview and storage. Suitable for high definition acquisition, teaching recording, medical imaging, etc.

Features:

- Support input max resolution 4K;
- Support output max resolution 1080P;
- Support 8/10/12bit deep color;
- Support AWG26 HDMI standard cable: input up to 15 meters, (1080P and below resolution);
- Support most acquisition software, such as VLC OBS Amcap, etc;
- Support Windows Android and MacOS;
- Conform to USB Video and UVC standard;
- Conform to USB Audio UAC standard;
- Without external power supply, compact and portable.

Model : ATZ HUC04

Description: 4K HDMI to USB3.0 Video Capture Device (HDMI Input support 4K/30HZ, USB Output Support 1080P/30HZ)

Specifications:

- HDMI resolution: Max input can be 4K
- Support video format: 8/10/12bit Deep color
- Video output format: YUV JPEG
- Video output resolution: Max output can be 1080P
- Support audio format: L-PCM
- Input Cable Distance: ≤15m, AWG26 HDMI standard cable
- Max working Current: 0.4A/5VDC
- Operating Temperature range: -10 to 55°C
- Dimension (L x W x H): 64x28x13(mm)
- Weight: 21.4g

Note:

- Computer hardware configuration requirements
- CPU: PC i5-3400 or above ; NB i7-3537U 2.0GHZ or above
- Graphics card: PC NVIDIA GT630 or above NC NVIDIA GT735M or above
- Run Memory: 4G RAM

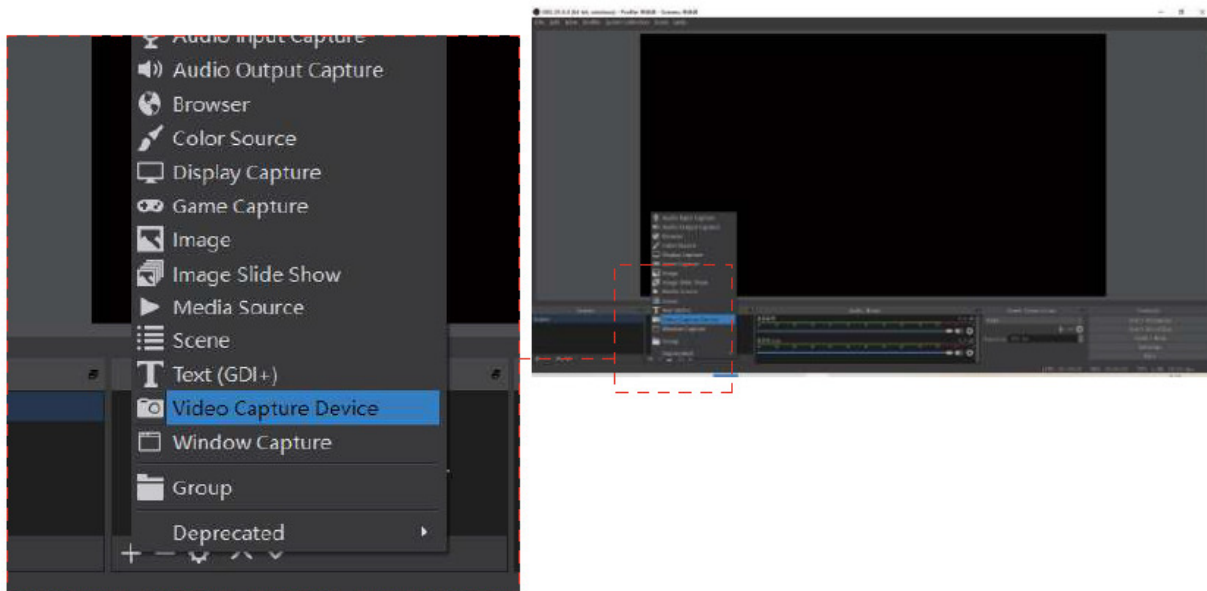
Model : ATZ HUC04

Description: 4K HDMI to USB3.0 Video Capture Device (HDMI Input support 4K/30HZ, USB Output Support 1080P/30HZ)

Operations:

- 1: Connect the UHD signal source to the HDMI input of the video capture with one HDMI cable.
- 2: Connect the computer to the usb port of the video capture with usb cable.
- 3: Operation steps for USB video capture(OBS): Open the software→Choose sources of "Video capture Device"→Set the size of image→Choose "Studio Mode"(double window)→Choose "Start Recording".
Operation Example as below

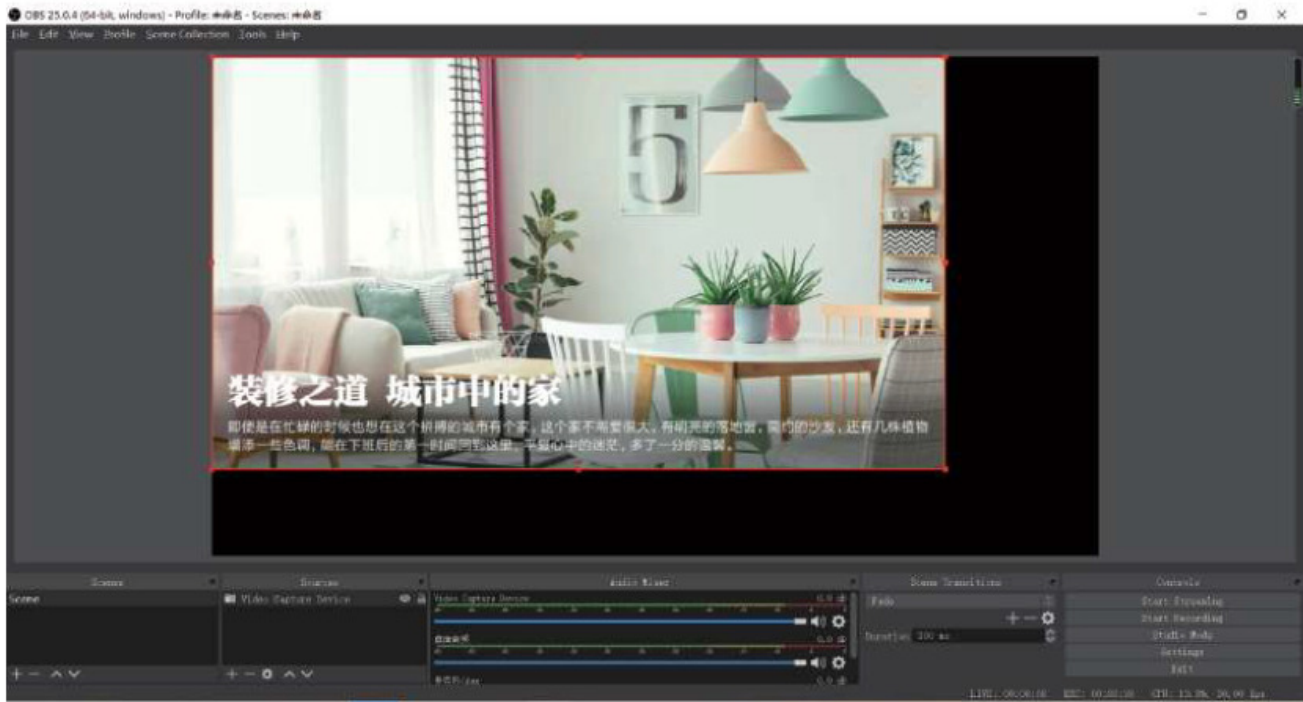
1. Add new sources, choose " Video Capture Device "



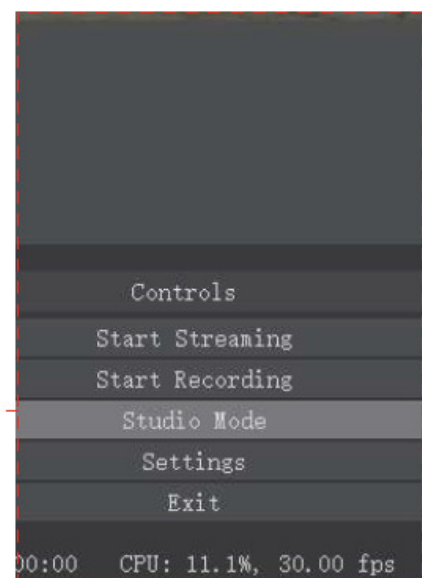
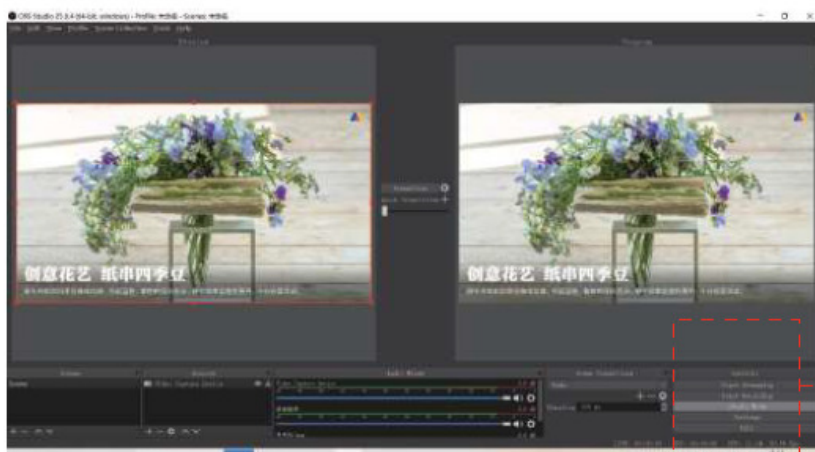
Model : ATZ HUC04

Description: 4K HDMI to USB3.0 Video Capture Device (HDMI Input support 4K/30HZ, USB Output Support 1080P/30HZ)

2. Set the size of the image.



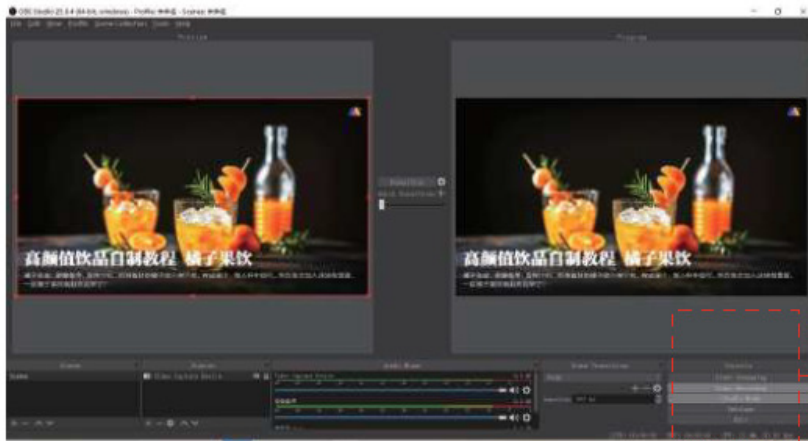
3. Choose "Studio Mode"(double window).



Model : ATZ HUC04

Description: 4K HDMI to USB3.0 Video Capture Device (HDMI Input support 4K/30HZ, USB Output Support 1080P/30HZ)

4. Click “ Start Recording”



Package Includes:

- 1x Video capture device
- 1x User Manual

Model : ATZ HUC04

Description: 4K HDMI to USB3.0 Video Capture Device (HDMI Input support 4K/30HZ, USB Output Support 1080P/30HZ)

Product Diagram:



Warranty: 2 Years

Warranty is effective from the date of original delivery.

This warranty shall be void if a serial number has been removed from the product.