

**Model** : ATZ U321-21

**Description:** USB3.0 to HDMI & VGA Graphics Adaptor



Add a secondary HDMI/VGA Display and extend your desktop without taking apart your computer to install a new video card. For use in home, school and commercial purpose.

USB 3.0 adapter support HDMI & VGA ports to work simultaneously, to implement the synchronization and extend display, convenient for you to do work/entertain at two different external displays.

## Features:

- Plug and play, built-in driver, extensible USB connectivity to any VGA/ HDMI monitor or projector.
- Connect up to 6 monitors to a Windows laptop or desktop PC (one adapter required per monitor).
- This USB 3.0 Adapter support HDMI and VGA ports to work simultaneously, implement the synchronization and extend display at the same time, convenient for you to do work or entertain at two displays, which is super practical for meeting and family entertainment. Please note that the image on the two external monitors or displays will be the same.
- 5Gbps Super Speed USB 3.0: Make use of the high-bandwidth (5Gbps) SuperSpeed USB 3.0 interface, and backward compatible with USB 2.0. Support for hot-pluggable devices (Only USB 3.0 interface can achieve resolution up to 1920x1080. if use USB 2.0 port, supported resolution is only 800 x 600.
- This USB 3.0 to HDMI VGA Converter adapter is compatible with computer, pc, desktop, laptop, ultrabook, notebook with Mac OS, Windows OS.

**Model** : ATZ U321-21

**Description:** USB3.0 to HDMI & VGA Graphics Adaptor

**NOTE:** Do not support Linux, Chrome OS, Windows10 Pro.

## Specifications:

- Connector Input: USB3.0
- Connector Output : VGA, HDMI
- Dual Video Output: This adapter can extend up to 2 screens at the same time.
- 1920x1080 resolution ((USB 3.0 connection required)
- Display modes include expansion, synchronization, main and auxiliary screen switching and rotation.
- Dimension: 60x40x15mm
- Adapter cable length: ±12cm
- Weight: 50g
- Aluminum Casing Mateial, Plug and Play.
- Supported Windows 7/8/10, Mac OS:
  - Big Sur (11)
  - Mojave, Catalina (10.14.2-10.15)
  - High Sierra (10.13.4-10.14.1) Clone Mode Only
  - High Sierra (10.13-10.13.3)
  - Sierra (10.12)
  - El Capitan (10.11) No Mirror Mode

## Note:

- When adapter is connected to your computer, you will see a new USB device folder in your computer. Double click to install the driver.
- If you cannot get it work with device driver, you can manually download & install the latest driver.at: <https://support.frescollogic.com/portal/en/kb/articles/usb-3-0-v>
- After installation, RESTART your computer.(Please remove the adapter while you restart computer.)

## Package Includes:

- 1x USB3.0 to HDMI/VGA 2-in-1 HD Video Converter
- 1x User manual

**Model** : ATZ U321-21  
**Description:** USB3.0 to HDMI & VGA Graphics Adaptor

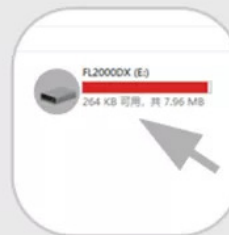
# Driver installation way connected to computers

## Windows system installation hints

The product is equipped with windows driver

① Connect the device to the USB port of the computer

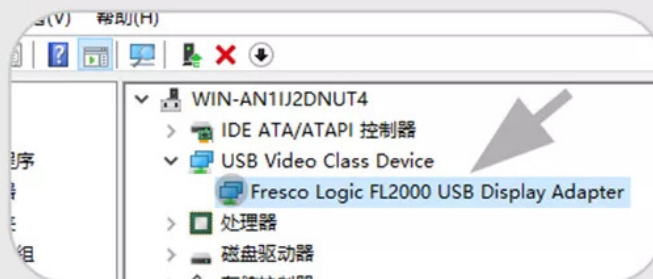
② Open "my computer" and select "FL2000DX" disk



③ Open "FL2000DX" right-click to run as administrator



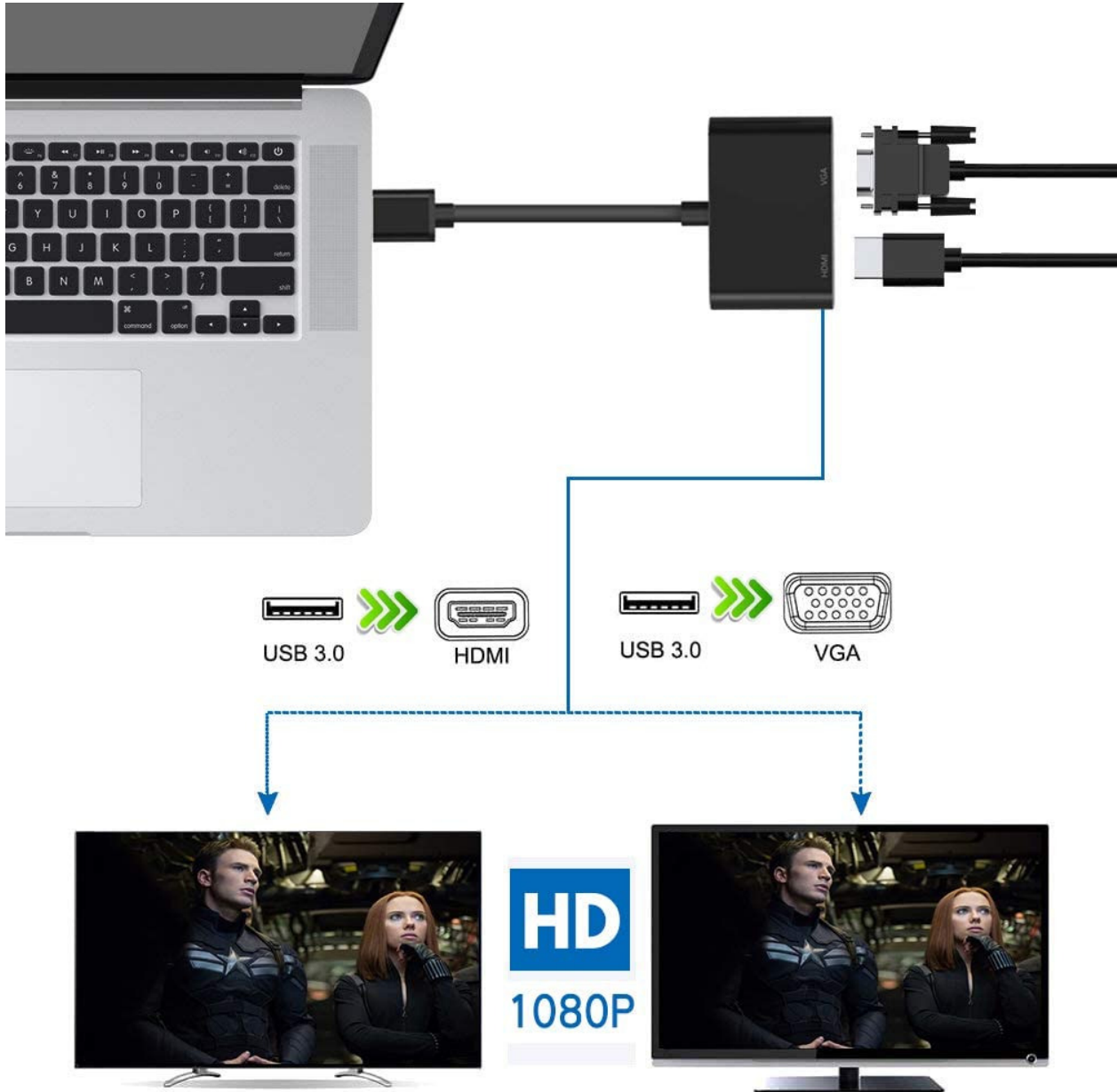
④ After installation, you can enter the device manager to view



⑤ Use it

**Model** : ATZ U321-21  
**Description:** USB3.0 to HDMI & VGA Graphics Adaptor

**Product Diagram:**



**Warranty: 2 Years**

Warranty is effective from the date of original delivery.  
 This warranty shall be void if a serial number has been removed from the product.