

Model :	ATZ HDMI-E50WSC
Description :	USB Type-C to HDMI Wireless Extender Stick 50m 1080p (TX/RX) Support iPhone, Android phone mirroring



This USB Type-C to HDMI Wireless Extender Stick (transmitter and receiver) is used to stream video/audio to any HDTV/Projector/Monitor from USBC Smartphone/Tablet/Laptop. Transmission distance is up to 50m.

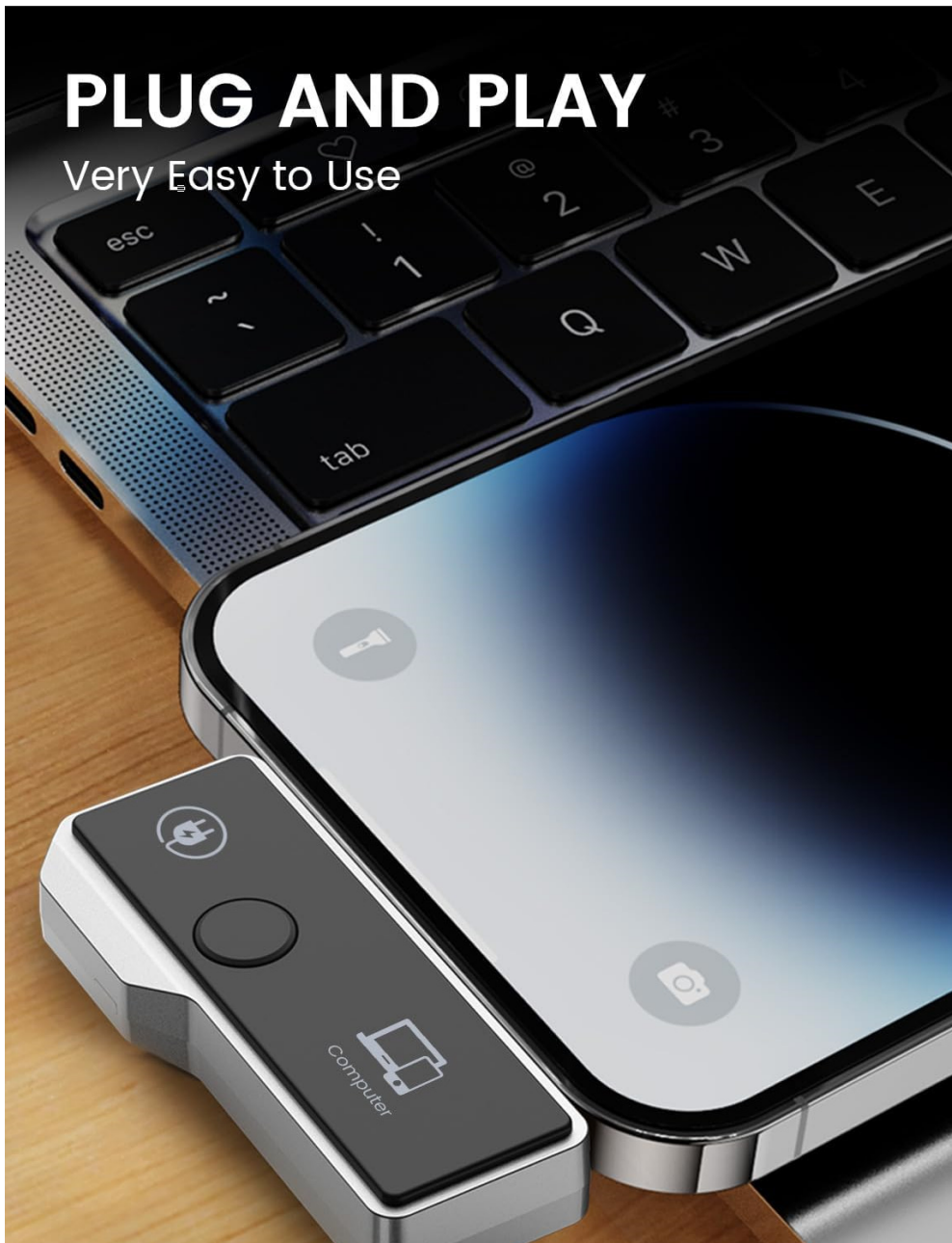
This transmitter uses USB C 3.1 with DP protocol for video transmission which is current most commonly port on the latest smartphone, tablet, and laptop.

This wireless HDMI transmitter and receiver supports full HD video resolution, built-in chip can help automatic 4K Ultra HD decoding, 1080P/60Hz output image quality, enjoy full RGB color gamut without compression. Just plug it in, you'll be real-time streaming Netflix, HBO Max, Hulu, and Spotify from your mobile phone, tablet, laptop or Cable box to the TV for watching shows, movies, music, and more. Additionally, if your computer lacks power or cannot supply power to HD, please plug the transmitter's power into an adapter or micro power interface (5V/1A).

Model :	ATZ HDMI-E50WSC
Description :	USB Type-C to HDMI Wireless Extender Stick 50m 1080p (TX/RX) Support iPhone, Android phone mirroring

Features:

- Easy of use, no apps/driver
- Portable and ideal for traveling or gathering
- 50m USB Type C to HDMI wireless extender
- HDMI resolution up to 1080p @ 60hz
- Support Screen Mirroring and Extend Modes
- Support Smartphone Miracast to a large screen
- Support wireless transmission up to 50m in distance
- Support Dual Band 2.4GHz and 5GHz frequency
- Low power consumption, uses 5V/1A power supply



Model :	ATZ HDMI-E50WSC
Description :	USB Type-C to HDMI Wireless Extender Stick 50m 1080p (TX/RX) Support iPhone, Android phone mirroring

MIRRORING TO BIG SCREEN

Large screen projection,
easy to display documents to big screen



Model : ATZ HDMI-E50WSC

Description : USB Type-C to HDMI Wireless Extender Stick 50m 1080p (TX/RX)
Support iPhone, Android phone mirroring

NO DELAY

Simply plug it in, and enjoy casting your favorite sports live, apps, movies, music, and more directly to your big screen



Model :	ATZ HDMI-E50WSC
Description :	USB Type-C to HDMI Wireless Extender Stick 50m 1080p (TX/RX) Support iPhone, Android phone mirroring



Specifications:

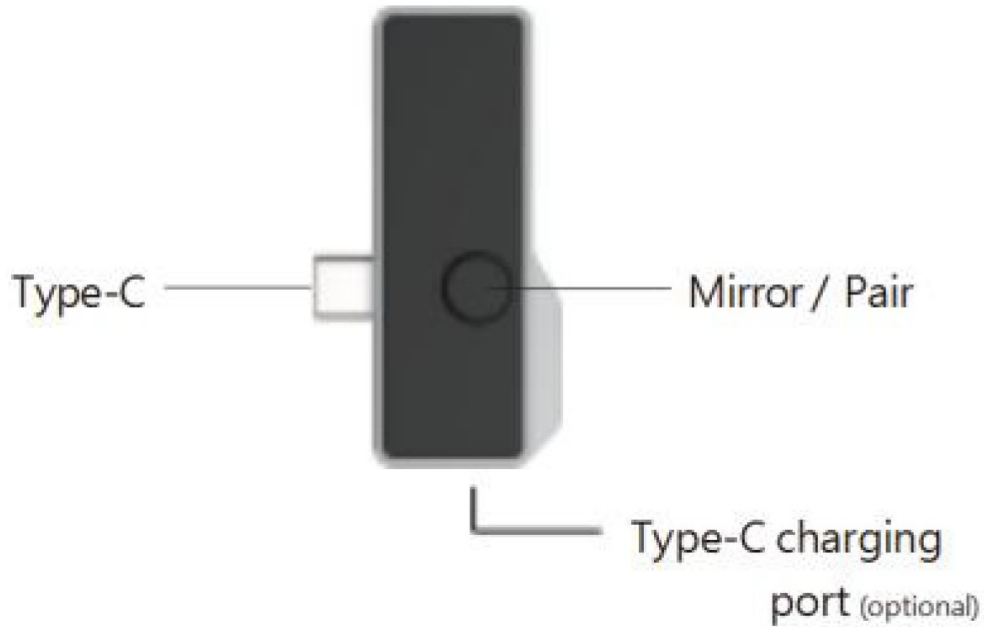
Transmitter Unit	Upstream Port	USB Type C 3.1 male
	Wifi	Dual Band 2.4GHz and 5GHz frequency
	Power	Type C charging port
Receiver Unit	Upstream Port	HDMI male
	Wifi	Dual Band 2.4GHz and 5GHz frequency
	Power	USB port
Resolution		1080P/60Hz
Power		5V/1A
Distance		50m



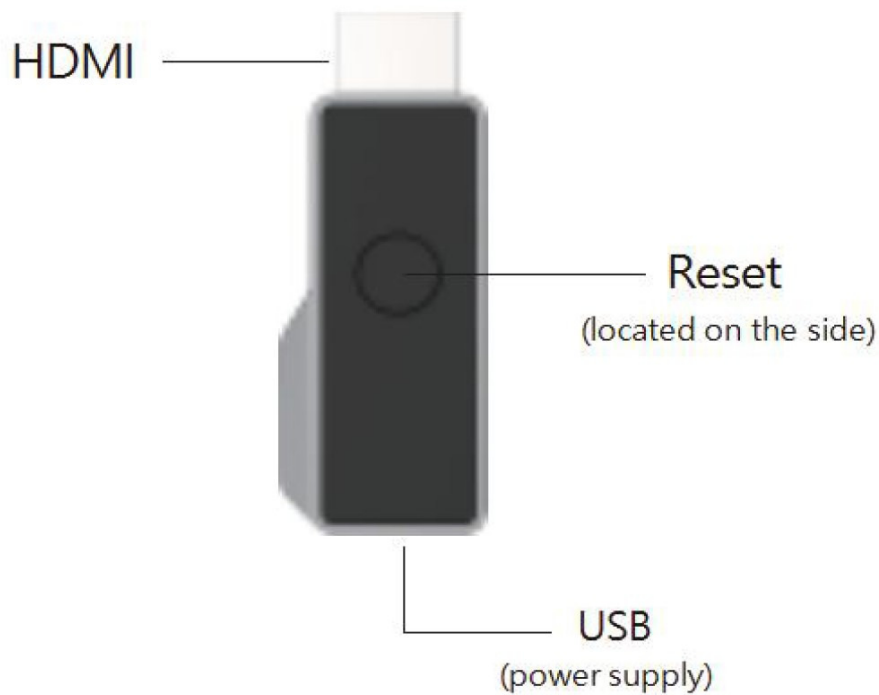
Model :	ATZ HDMI-E50WSC
Description :	USB Type-C to HDMI Wireless Extender Stick 50m 1080p (TX/RX) Support iPhone, Android phone mirroring

Interface :

Transmitter (TX)



Receiver (RX)



Model :	ATZ HDMI-E50WSC
Description :	USB Type-C to HDMI Wireless Extender Stick 50m 1080p (TX/RX) Support iPhone, Android phone mirroring

How to Mirror:

1. Install the receiver

Connect the receiver to the HDMI port on TV, and power on by an

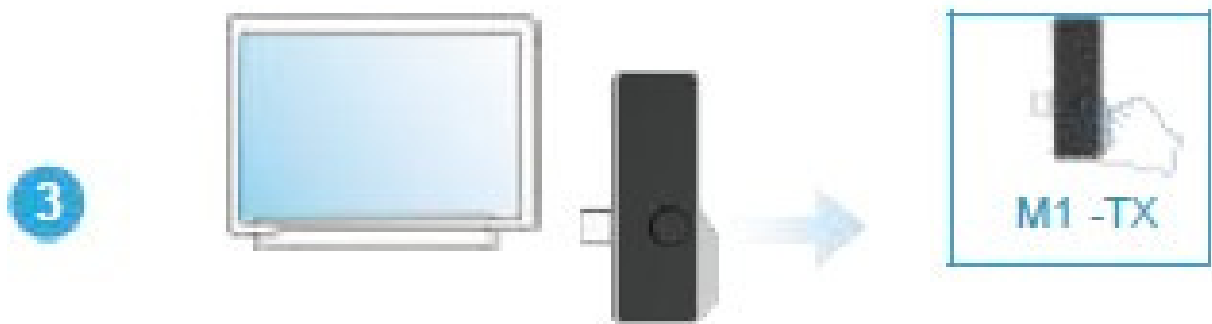
2. Plug and Play

Connect the transmitter to the Type-C port of your laptop or mobile, wait for a few seconds until the flashing light on the transmitter stops, and then the screen will automatically project.



3. Stop and restart mirroring

Remove the transmitter to stop mirroring, and plug the transmitter to restart mirroring. You can press the Mirror/Pairing button on the transmitter to stop or resume mirroring.



How to Extend:

Windows system: press "Windows+P" to choose "extend" mode;

IOS system: press "Command + F1" to choose.

Model :	ATZ HDMI-E50WSC
Description :	USB Type-C to HDMI Wireless Extender Stick 50m 1080p (TX/RX) Support iPhone, Android phone mirroring

How to Pair Transmitter to receiver:

1. Turn on pairing mode for the receiver

- Power up the receiver by an external adapter (5V/1A).
- Plug the receiver to the HDMI port on the monitor.
- Press the HDMI button/key of the receiver for about 2 seconds until the monitor displays "Release the button to pair with Mate," then release the button.



2. Press the Pair button on Transmitter

- Connect the transmitter to the laptop and ensure that power is connected. When "Ready to pair" appears on the monitor, press and hold the Mirror/ Pair button on the transmitter for 5 seconds to complete pairing.



Note:

There are 2 mode for reset on the Receiver:

- 1) Press 2 seconds: Turn on pairing mode for the transmitter.
- 2) Press and hold for 5 seconds: Reset Receiver to default.

Model :	ATZ HDMI-E50WSC
Description :	USB Type-C to HDMI Wireless Extender Stick 50m 1080p (TX/RX) Support iPhone, Android phone mirroring

Application Diagram:

COMPATIBILITY



Model :	ATZ HDMI-E50WSC
Description :	USB Type-C to HDMI Wireless Extender Stick 50m 1080p (TX/RX) Support iPhone, Android phone mirroring



Package Contents :

- 1 x ATZ Transmitter Unit
- 1 x ATZ Receiver Unit
- 1 x HDMI Cable
- 1 x USB-C Cable
- 1 x User Manual

Warranty: 2 Years

Warranty is effective from the date of original delivery.

This warranty shall be void if a serial number has been removed from the product.