


Model : ATZ KDC22H

Description : 2 ports HDMI v2.1 8K60 Dual Monitor HDMI KVM Switcher w/Audio Extractor, IR, RS232



Model : ATZ KDC22H

Description : 2 ports HDMI v2.1 8K60 Dual Monitor HDMI KVM Switcher w/Audio Extractor, IR, RS232



This is a 2x1 HDMI KVM Switcher with dual-channel switching and hotkey switching. It supports HDMI 2.1 and HDCP 2.3 compatibility, and supports resolutions up to 8K@60Hz 4:2:0 10bit and can also transmit USB 3.0 signal up to 5Gbps for KVM function. It can share two monitors and USB devices between two PCs and supports two modes to operate.

The switcher features virtual interaction function, so that it can automatically wake up the connected PC that is in standby mode, which can reduce the switching time. It also supports direct switching through buttons on the front panel, IR remote, and hotkeys through keyboard/mouse connected to the special USB port. It provides a wide compatibility choice for different operating systems, such as Windows, Mac OS and Linux, no driver required and simple plug and play.

Features:

- HDMI 2.1 and HDCP 2.3 compliant
- Support Ultra-wide Screen, resolution up to 8K@60Hz, 4K@120Hz/144Hz, 1080P@240Hz
- HDMI 2.1 protocols: VRR, ALLM, QMS, QFT, SBTM are supported
- HDR, HDR10, HDR10+, Dolby Vision, HLG pass-through
- Using only 1 set of keyboard, mouse and monitor to control 2 computers
- Support video fast switching, and keyboard/mouse seamless switching
- Each input port has an EDID emulator to provide the correct information for the PC
- Support hot plug, disconnect or connect devices to the KVM at any time
- Switching via front panel buttons, keyboard/mouse hotkeys, IR remote control
- Support auto switching
- Advanced hardware/software design and production ensure zero latency
- The integrated USB 3.0 ports allow you to share USB peripherals like printer, scanner, webcam and hard disk between computers with data transfer rate up to 5Gbp/s
- Compact design for easy and flexible installation

Model : ATZ KDC22H

Description : 2 ports HDMI v2.1 8K60 Dual Monitor HDMI KVM Switcher w/Audio Extractor, IR, RS232



Specifications:

| Technical: | |
|-----------------------|---|
| HDMI Compliance | HDMI 2.1 |
| HDCP Compliance | HDCP 2.3 |
| Video Bandwidth | 40Gbps |
| Audio Latency | No Latency |
| Video Latency | No Latency |
| Video Resolution | Up to 8K@60Hz, 4K@120Hz/144Hz, 1080P@240Hz |
| IR Level | 5Vp-p |
| IR Frequency | Fixed frequency 38KHz |
| Color Space | RGB, YCbCr 4:4:4, YCbCr 4:2:2, YCbCr 4:2:0 |
| Color Depth | 8/10/12bit |
| HDR | HDR, HDR10, HDR10+, Dolby Vision, HLG |
| CEC | Support |
| Audio Formats | HDMI IN/OUT: LPCM, Dolby Digital/Plus/EX, Dolby True HD, Dolby Atmos, DTS, DTS-EX, DTS-96/24, DTS High Res, DTS-HD Master Audio, DTS:X, DSD L/R OUT: PCM 2.0CH |
| ESD Protection | IEC 61000-4-2: ±8kV (Air-gap discharge), ±4kV (Contact discharge) |
| Connection: | |
| Input ports | 4 x HDMI input [Type A, 19-pin female] |
| Output ports | 2 x HDMI output [Type A, 19-pin female] 1 x L/R audio output [3.5mm Stereo Mini-jack] |
| Control ports | 1 x RS-232 [3pin-3.81mm phoenix connector] 1 x IR EXT [3.5mm Stereo Mini-jack] 2 x USB HOST [USB Type B] 4 x USB DEVICES [USB Type A] |
| Mechanical: | |
| Housing | Metal Enclosure |
| Color | Black |
| Dimensions | 220mm [W] x 100mm [D] x 30mm [H] |
| Weight | 626g |
| Power Supply | Input: AC 100 - 240V 50/60Hz Output: DC 12V/1A (US/EU standard, CE/FCC/UL certified) |
| Power Consumption | Typical value: 7.2W Standby mode: 0.72W |
| Operating Temperature | 32 - 104°F / 0 - 40°C |

Model : ATZ KDC22H

Description : 2 ports HDMI v2.1 8K60 Dual Monitor HDMI KVM Switcher w/Audio
Extractor, IR, RS232



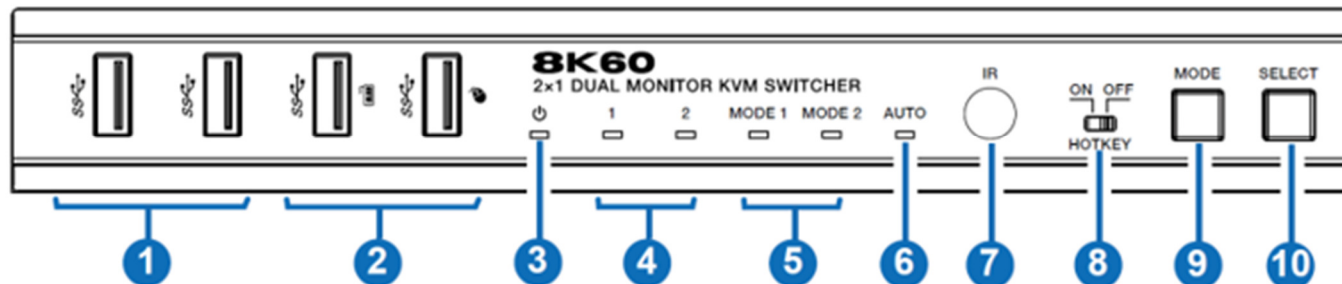
| | | | |
|---|-----------------------------|------------|------------|
| Storage Temperature | -4 - 140°F / -20 - 60°C | | |
| Relative Humidity | 20 - 90% RH (no-condensing) | | |
| Recommended HDMI Cable | | | |
| Video Resolution | 8K60/8K30/4K120 | 4K60 | 1080P |
| HDMI Cable Type | Ultra HDMI 2.1 cable | HDMI cable | HDMI cable |
| HDMI Cable Length (HDMI IN / OUT) | 3m/10ft | 5m/16ft | 10m/33ft |
| The use of "ATZ Premium High Speed HDMI" cable is highly recommended. | | | |

Model : ATZ KDC22H

Description : 2 ports HDMI v2.1 8K60 Dual Monitor HDMI KVM Switcher w/Audio Extractor, IR, RS232

Operation Controls and Functions:

1) Front Panel

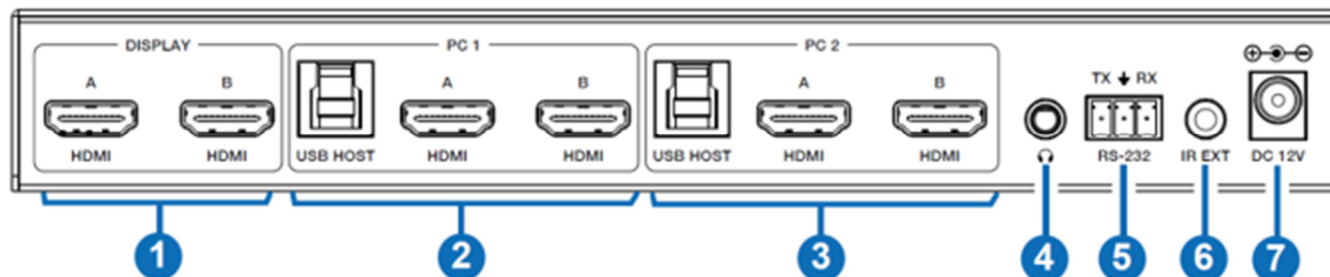


| No. | Name | Function Description |
|-----|----------------------------------|--|
| 1 | USB 3.0 ports | USB 3.2 Gen 1 device ports, connected to USB 3.0 flash disk, camera, printer etc. |
| 2 | USB 3.0 ports (with hotkey mode) | <ul style="list-style-type: none">▪ When Hotkey switch to OFF mode, these two ports support USB 3.2 Gen 1 device.▪ When Hotkey switch to ON mode, these two ports support USB 1.1 mouse and keyboard only. |
| 3 | Power LED | The Power LED will light in green when the product is working, and red when the product is on standby. |
| 4 | Input channel LED 1/2 | When the HDMI input port 1/2 is selected as the signal input channel, the corresponding LED 1/2 will light in green. |
| 5 | MODE 1/2 LED | When MODE 1/2 is selected by pressing the MODE button on the front panel or the M1/2 button on the IR Remote, the corresponding MODE 1/2 LED will light on. For the details of MODE 1/2, please refer to “7. Dual-mode Function Description”. |
| 6 | AUTO LED | When the auto switching function is enabled, the AUTO LED will light in green. The input channel will be automatically switched when plugging or unplugging the input source. |
| 7 | IR Window | IR signal receiving window. |
| 8 | HOTKEY switch | Use the switch to enable/disable the hotkey switching mode. <ul style="list-style-type: none">▪ Switch to “ON”: The connected keyboard and mouse support hotkey switching mode.▪ Switch to “OFF”: The connected keyboard and mouse don’t support hotkey switching mode. |
| 9 | MODE button | Press the MODE button to switch between MODE 1/2. |
| 10 | SELECT button | Press the button to switch the input channel. |

Model : ATZ KDC22H

Description : 2 ports HDMI v2.1 8K60 Dual Monitor HDMI KVM Switcher w/Audio Extractor, IR, RS232

2) Rear Panel



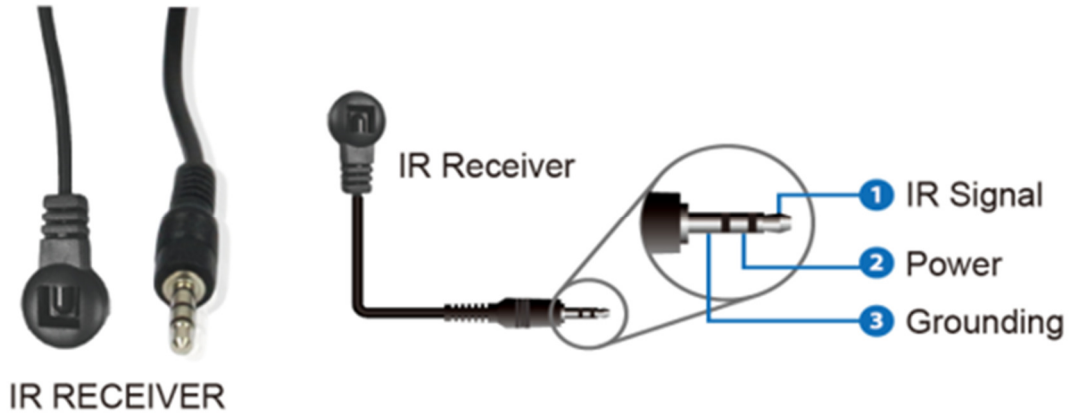
| No. | Name | Function Description |
|-----|---------------------------|---|
| 1 | DISPLAY HDMI A/B ports | HDMI signal output port, connected to HDMI display device such as TV or Monitor with HDMI cable. |
| 2 | PC 1 ports | USB HOST: USB Host port, connected to PC 1. It can be used for MCU software upgrade. HDMI A/B: HDMI signal input ports, connected to HDMI source device such as PC with HDMI cable. |
| 3 | PC 2 ports | USB HOST: USB Host port, connected to PC 2. HDMI A/B: HDMI signal input ports, connected to HDMI source device such as PC with HDMI cable. |
| 4 | L/R audio port | 3.5mm analog audio output port. |
| 5 | RS-232 port | 3-pin phoenix connector, connected to a PC or control system for serial port upgrade. |
| 6 | IR EXT port | IR signal receiving port, connected with 38KHz IR Receiver cable. If the IR signal receiving window of the unit is blocked or the unit is installed in a closed area out of infrared line of sight, the IR receiver cable can be inserted to the "IR EXT" port to receive the IR remote signal. |
| 7 | DC 12V | DC 12V/1A power input port. |

Model : ATZ KDC22H

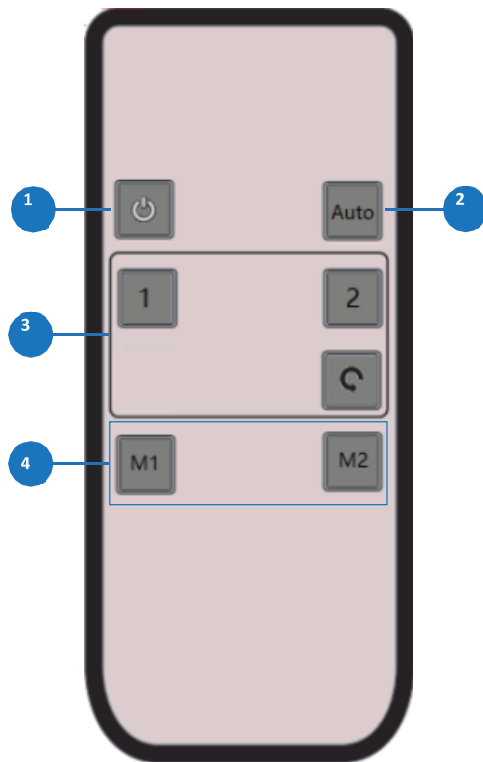
Description : 2 ports HDMI v2.1 8K60 Dual Monitor HDMI KVM Switcher w/Audio Extractor, IR, RS232

3) IR Pin Definition

IR Receiver pin's definition is as below:



4) IR Remote



- ① **Power on or Standby:** Press this button to power on the switcher or set it to standby mode.
- ② **Auto:** Press this button to enable/disable the auto switching function.
- ③ **1/2:** Press 1/2 button to select the HDMI input port 1/2 as the input channel, and the corresponding channel LED on the front panel will light in green.
🔄 : Press this button to cyclically switch the input channel.
- ④ **M1/2:** Press M1/2 button to select MODE 1/2.

Model : ATZ KDC22H

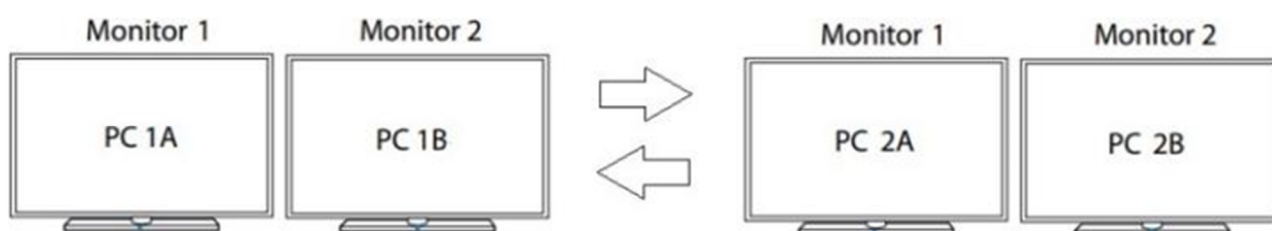
Description : 2 ports HDMI v2.1 8K60 Dual Monitor HDMI KVM Switcher w/Audio Extractor, IR, RS232

5) Dual-mode Function

MODE 1: Single PC mode

In this mode, output A, B select the PC 1 A, B input or the PC 2 A, B input correspondingly, and the USB DEVICE ports follow the corresponding PC 1 HOST or PC 2 HOST. You can press the SELECT button on the front panel or the 1/2 button on the IR Remote, or use keyboard/mouse hotkeys to switch

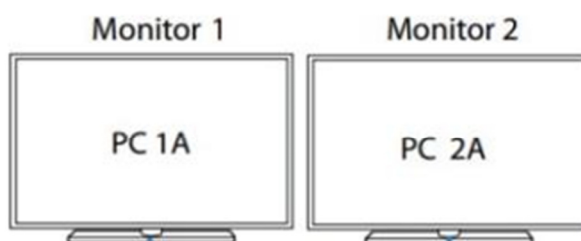
the input source. The EDID of the Monitor connected to output A will be copied to input 1A/2A accordingly; The EDID of the Monitor connected to output B will be copied to input 1B/2B accordingly.



MODE 2: Dual PC mode

In this mode, output A is fixed to select PC 1 A input, and output B is fixed to select PC 2 A input. You can press the SELECT button on the front panel or the 1/2 button on the IR Remote, or use keyboard/mouse hotkeys to switch USB DEVICE to follow the corresponding PC 1 HOST or PC 2 HOST.

The EDID of the Monitor connected to output A will be copied to input 1A accordingly; The EDID of the Monitor connected to output B will be copied to input 2A accordingly.



Model : ATZ KDC22H

Description : 2 ports HDMI v2.1 8K60 Dual Monitor HDMI KVM Switcher w/Audio Extractor, IR, RS232

6) HotKey Switch Function

The Hotkey switch on the front panel allows you to enable/disable the hotkey switch function.

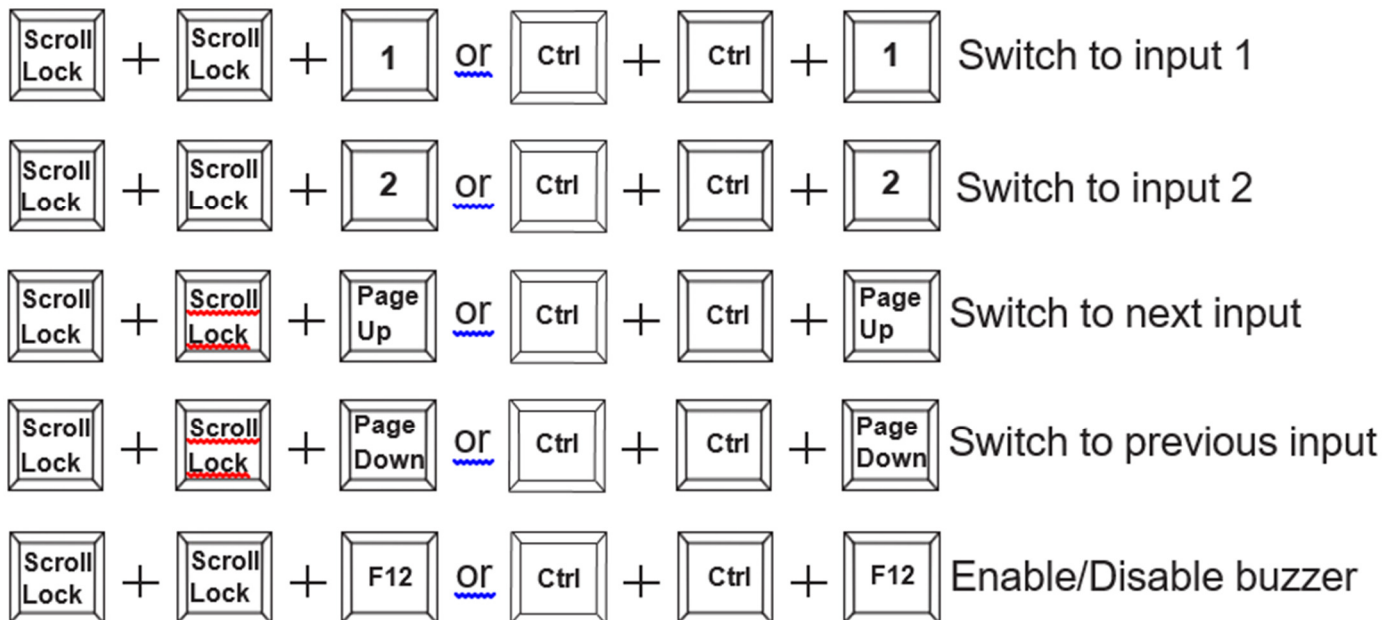
(1) When Hotkey switch to OFF mode, the hotkey switch function is disabled, and two USB 3.0 ports (with hotkey mode) support USB 3.2 Gen 1 device.

(2) When Hotkey switch to ON mode, the hotkey switch function is enabled, and two USB 3.0 ports (with hotkey mode) only support USB 1.1 mouse and keyboard, which can be used for hotkey switching.

7) Keyboard & Mouse Hotkey Function

When the hotkey mode is enabled, you can use keyboard and mouse hot keys to operate and control the product.

(1) Keyboard hotkeys are as following:



(2) Mouse hotkeys are as following:

Double-Click Middle-Right (Double-click the mouse scroll wheel, and then click the right button):
Switch to next input

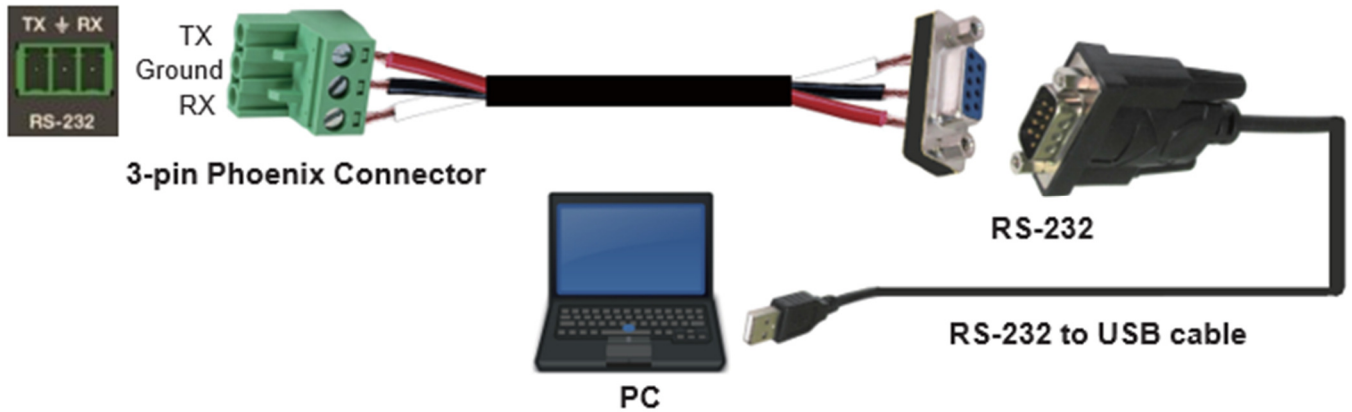
Double-Click Middle-Left (Double-click the mouse scroll wheel, and then click the left button):
Switch to previous input

Model : ATZ KDC22H

Description : 2 ports HDMI v2.1 8K60 Dual Monitor HDMI KVM Switcher w/Audio Extractor, IR, RS232

8) ASCII Commands

The product also supports ASCII commands control. Connect the RS-232 port of the product to a PC with a 3-pin phoenix connector cable and an RS-232 to USB cable. The connection method is as follows.



Then, open a Serial Command tool on PC to send ASCII commands to control the product. The ASCII commands list about the product is shown as below.

| ASCII Commands | | | | |
|--|--|---------------|--|-----------------|
| Serial port protocol. Baud rate: 115200 (default), Data bits: 8, Stop bits:1, Check bit: 0 | | | | |
| x - Parameter 1 z - Parameter 2 ! - Delimiter | | | | |
| Command Code | Function Description | Example | Feedback | Default Setting |
| help! | List all commands | help! | | |
| status! | Get device current status | status! | | |
| r type! | Get device model | r type! | 2x1 kvm hdmi2.1 switcher | |
| r fw version! | Get firmware version | r fw version! | mcu fw version: vx.xx.xx kvm fw version: vx.xx.xx | |
| power z! | Power on/off the device (z=0~1) 0. power off 1. power on | power 1! | power on | |
| r power! | Get current power state | r power! | power on | |
| reboot! | Reboot the device | reboot! | reboot... | |
| reset! | Reset to factory defaults | reset! | reset to factory defaults | |

Model : ATZ KDC22H

Description : 2 ports HDMI v2.1 8K60 Dual Monitor HDMI KVM Switcher w/Audio
Extractor, IR, RS232

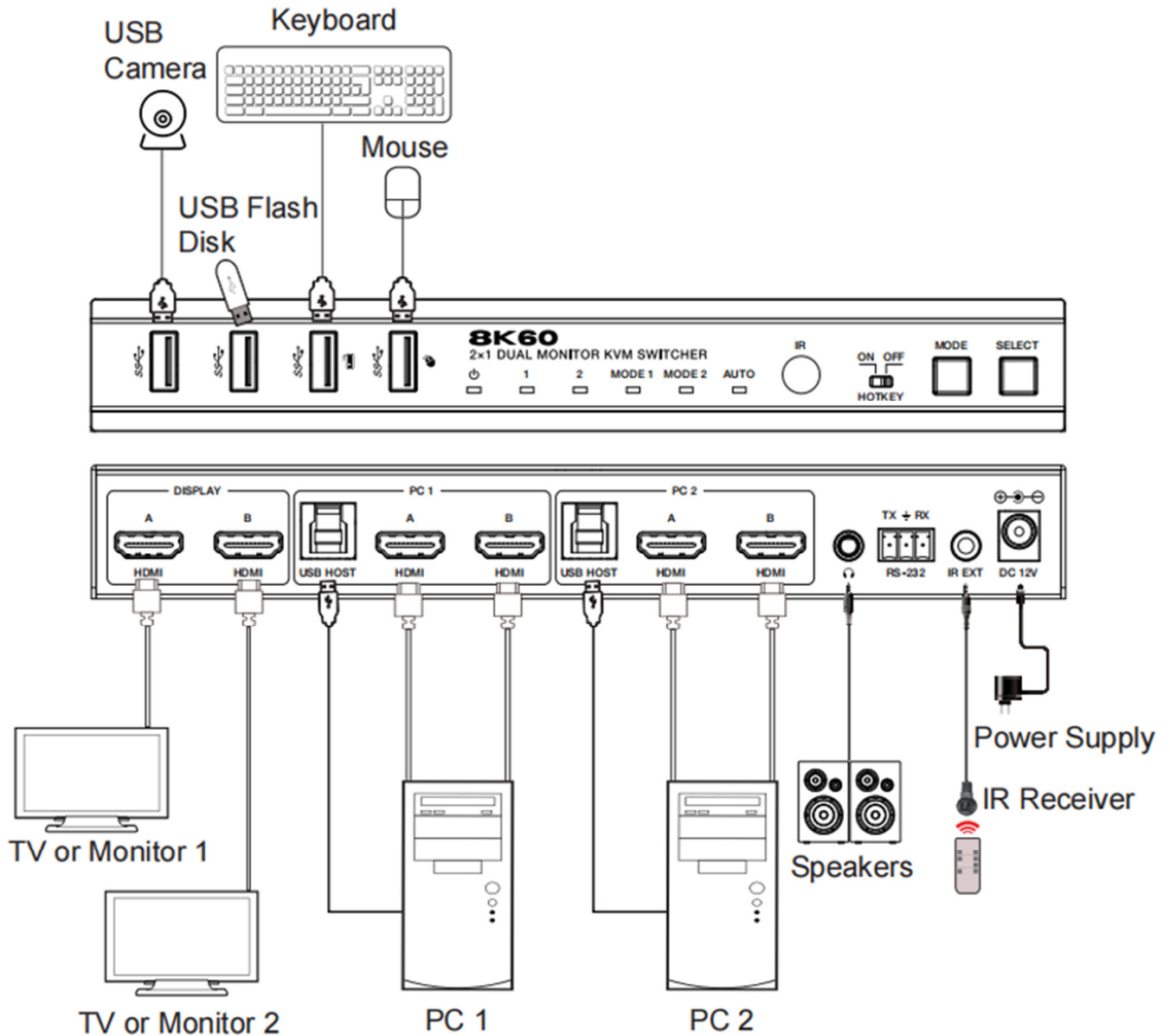


| Command Code | Function Description | Example | Feedback | Default Setting |
|----------------------|---|----------------------|----------------------------|--|
| s auto switch x! | Enable/disable auto switch feature (x=0~1) 0. disable auto switch 1. enable auto switch | s auto switch 1! | auto switch: enable | auto switch: enable |
| r auto switch! | Get auto switch feature | r auto switch! | auto switch: enable | |
| s beep z! | Enable/disable buzzer function (z=0~1) 0. beep off 1. beep on | s beep 1! | beep on | beep off |
| r beep! | Get buzzer state | r beep! | beep on | |
| s output mode z! | Set output mode (z=1~2) 1.output mode1 2.output mode2 | s output mode 1! | output mode: 1 | |
| r output mode! | Get output mode | r output mode! | output mode: 1 | |
| s input/usb z! | Set input port or usb host port (z=1~2) 1.input1 2.input2 | s input/usb 1! | input/usb: 1 | input/usb: 1 |
| r input/usb! | Get input port or usb host port | r input/usb! | input/usb: 1 | |
| s output x stream z! | Set output (x=0~2) stream on/off (z=0~1) x:0. all output, x:1. output 1 x:2. output 2 z:0. disable output stream, z:1. enable output stream, | s output 1 stream 1! | output 1 stream: enable | output 1 stream: enable output 2 stream: enable |
| r output x stream! | Get output stream status | r output x stream! | output 1 stream: enable | |

Model : ATZ KDC22H

Description : 2 ports HDMI v2.1 8K60 Dual Monitor HDMI KVM Switcher w/Audio Extractor, IR, RS232

Application Diagram:



Model : ATZ KDC22H

Description : 2 ports HDMI v2.1 8K60 Dual Monitor HDMI KVM Switcher w/Audio
Extractor, IR, RS232



Package Contents :

- 1 x 8K60 2x1 Dual Monitor HDMI KVM Switcher
- 1 x IR Remote
- 1 x 3pin-3.81mm Phoenix Connector (male)
- 1 x Fixed Frequency 38KHz IR Receiver Cable (1.5 meters)
- 2 x USB Cable (USB 3.0, AM to BM, 1.8 meters)
- 4 x HDMI Cable (male to male, 1.5 meters)
- 2 x Mounting Ears
- 4 x Machine Screws (KM3*4)
- 1 x 12V/1A Multinational Locking Power Supply
- 1 x User Manual

Warranty: 3 Years

Warranty is effective from the date of original delivery.

This warranty shall be void if a serial number has been removed from the product.